







Apple maturity testing

Starch pattern index chart

Starch conversion guide for maturity of Granny Smith apples — concentric pattern

Score 1	Score 2	Score 3
		
Definition: Full starch stain	Definition: First starch break evident	Definition: 80–60% stain
Maturity/storage life: <i>Immature</i> Do not pick	Maturity/storage life: Apples are starting to ripen and will be ready for first long-term CA storage picks in 7–10 days	Maturity/storage life: Optimum maturity for long-term CA storage

Score 4	Score 5	Score 6
		
Definition: Less than 40% stain	Definition: Less than 30% stain	Definition: Less than 20% stain
Maturity/storage life: End of long-term CA storage in next 3–6 days	Maturity/storage life: Optimum maturity for medium-term CA storage	Maturity/storage life: Optimum maturity for short-term CA storage

Source: Adapted from Little C. 2011. Australian Apple and Pear Maturity Assessment Manual.



Granny Smith